

# Doctor Progress Report | Skin Cancer Surgical Audit

01 January 2017 to 31 March 2017

## DR JOHN CITIZEN

Doctor Code: C0000,C999

Provider No: 99999EK,00000AF

Practitioner Group: General Practice - Plus skin cancer work

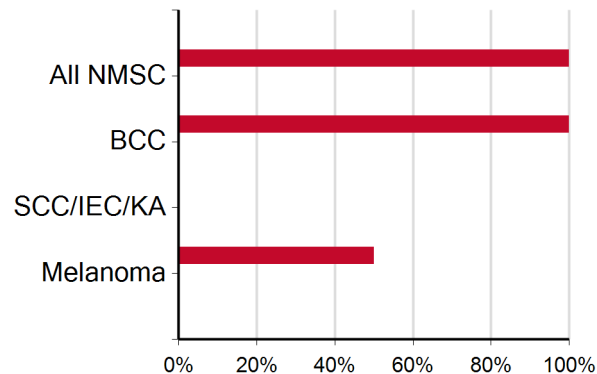
Use of Dermoscopy: None

Location: Unknown Value

## Patient Summary

Patient episodes for histology	171
Patient episodes in audit	105
Previously Bx/excised lesions	110
New Lesions	5
<b>Malignant by histology</b>	
All lesions	80.00 %
Surgically managed	50.00 %

Diagnostic Accuracy:  
All malignant lesions

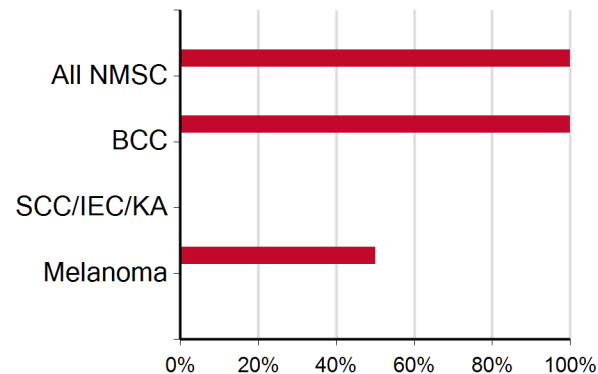


■ Yours ■ Peer ■ All

## NNT Report

	You	Peer Group/ All GPs						
		National	NSW	QLD&NT	SA	TAS	VIC	WA
All skin cancer	0	0/0	0/0	0/0	0/0	0/0	0/0	0/0
NMSC	0	0/0	0/0	0/0	0/0	0/0	0/0	0/0
Melanoma	8.67	0/0	0/0	0/0	0/0	0/0	0/0	0/0

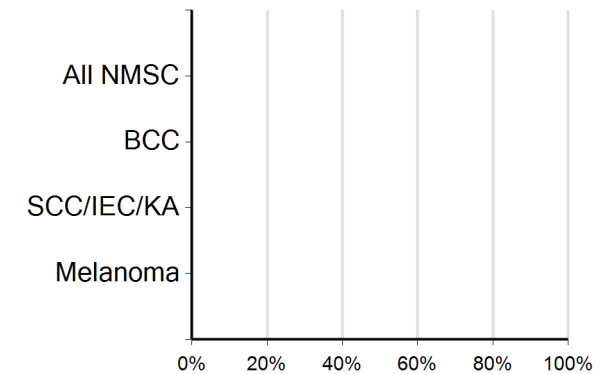
Diagnostic Accuracy:  
Malignant lesions with dermoscopy



■ Yours ■ Peer ■ All

\* Data has values within 1-3%

Diagnostic Accuracy:  
Malignant lesions without dermoscopy



■ Yours ■ Peer ■ All

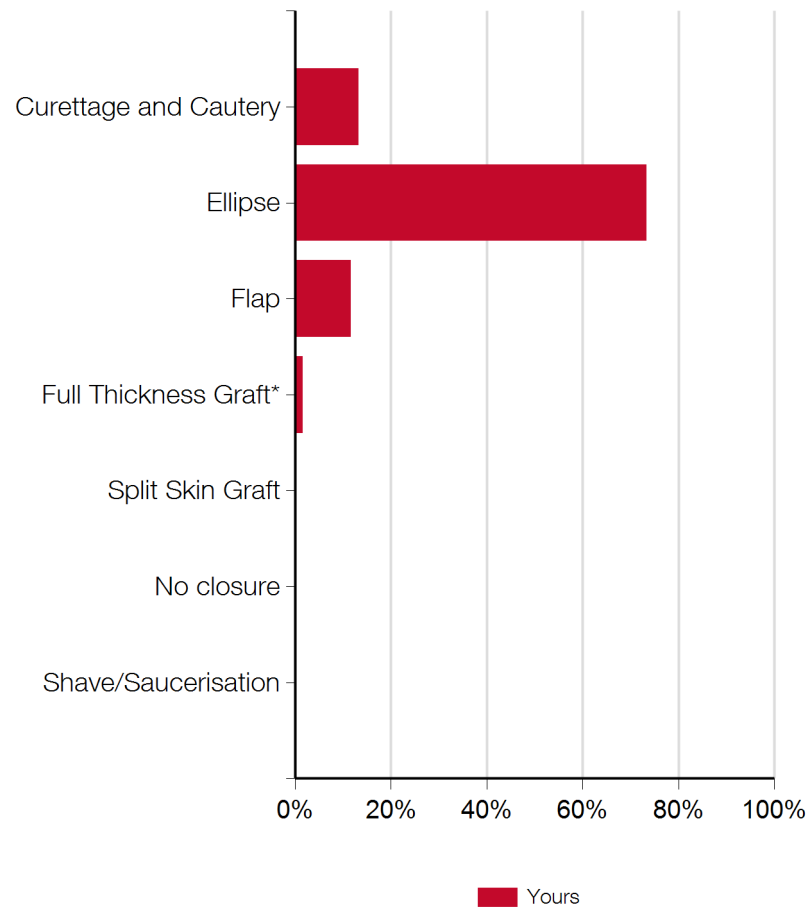
# Doctor Progress Report

Skin Cancer Surgical Audit

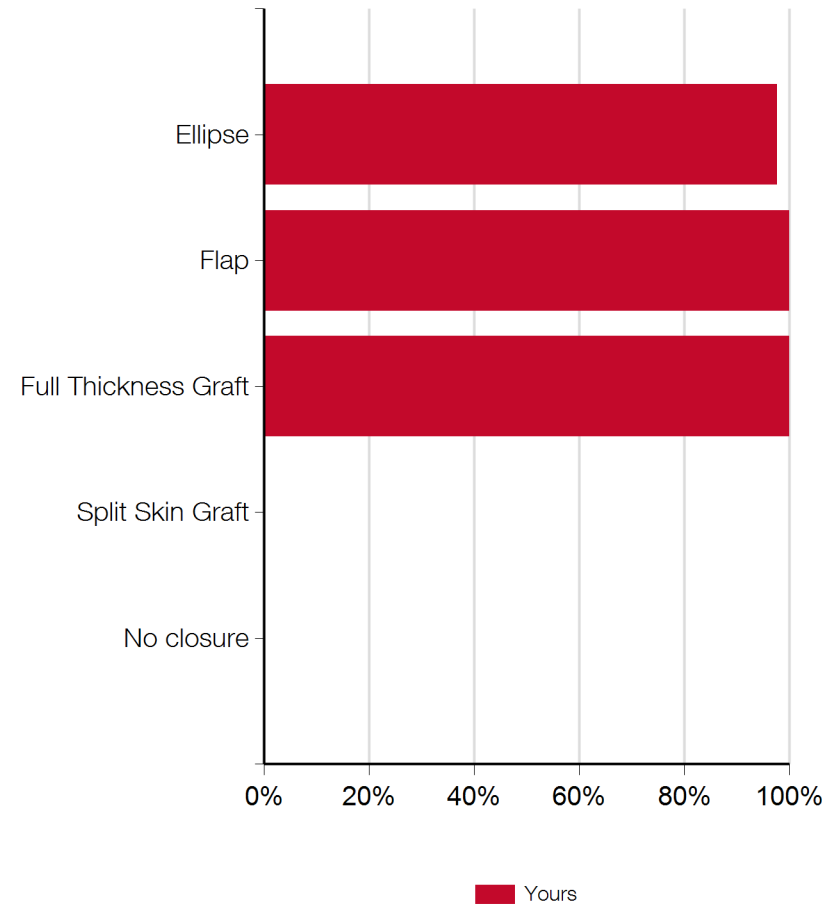
01 January 2017 to 31 MARCH 2017

DR JOHN CITIZEN

## Surgical Management Types



## Margin Clearance



\* Data has values within 1-3%

# Provisional vs Histological Diagnosis

01 January 2017 to 31 MARCH 2017

DR JOHN CITIZEN

Provisional Diagnosis *	Total PD	Accuracy	Sensitivity	Histological Diagnosis																		
				BCC	SCCis/ IEC/ SCC/ KA	MMis/ HMF	MMinv	MMmet	MCC	OM	BCyst	OB	DF	LPLK	N	BN	DN	SN	SGH	SebK	SK	SL
Basal Cell Carcinoma	32	90.63 %	87.88 %	29	3	0	0	0	0	0	0	0	0	0	0	0	0	0	0	0	0	
IEC/Bowen's disease/Squamous Cell Carcinoma/Keratoacanthoma	10	50.00 %	33.33 %	3	5	0	1	0	0	0	0	1	0	0	0	0	0	0	0	0	0	
Melanoma: in situ/Hutchinson's Melanotic Freckle	0	0.00 %	0.00 %	0	0	0	0	0	0	0	0	0	0	0	0	0	0	0	0	0	0	
Melanoma: invasive	0	0.00 %	0.00 %	0	0	0	0	0	0	0	0	0	0	0	0	0	0	0	0	0	0	
Melanoma: metastasis	0	0.00 %	0.00 %	0	0	0	0	0	0	0	0	0	0	0	0	0	0	0	0	0	0	
Merkel Cell Carcinoma	0	0.00 %	0.00 %	0	0	0	0	0	0	0	0	0	0	0	0	0	0	0	0	0	0	
Other Malignant	0	0.00 %	0.00 %	0	0	0	0	0	0	0	0	0	0	0	0	0	0	0	0	0	0	
Benign Cyst	2	100.00 %	100.00 %	0	0	0	0	0	0	0	2	0	0	0	0	0	0	0	0	0	0	
Other: Benign	5	40.00 %	50.00 %	1	2	0	0	0	0	0	0	2	0	0	0	0	0	0	0	0	0	
Dermatofibromas	1	100.00 %	100.00 %	0	0	0	0	0	0	0	0	0	1	0	0	0	0	0	0	0	0	
Lichen Planus like Keratosis	0	0.00 %	0.00 %	0	0	0	0	0	0	0	0	0	0	0	0	0	0	0	0	0	0	
Naevus: Banal	0	0.00 %	0.00 %	0	0	0	0	0	0	0	0	0	0	0	0	0	0	0	0	0	0	
Naevus: Blue	0	0.00 %	0.00 %	0	0	0	0	0	0	0	0	0	0	0	0	0	0	0	0	0	0	
Naevus: Dysplastic	4	0.00 %	0.00 %	0	0	0	1	1	0	0	0	0	0	1	0	0	1	0	0	0	0	
Naevus: Spitz	0	0.00 %	0.00 %	0	0	0	0	0	0	0	0	0	0	0	0	0	0	0	0	0	0	
Sebaceous Gland Hyperplasia	0	0.00 %	0.00 %	0	0	0	0	0	0	0	0	0	0	0	0	0	0	0	0	0	0	
Seborrhoeic keratosis	7	14.29 %	100.00 %	0	1	1	0	0	0	0	1	0	1	1	0	1	0	0	1	0	0	
Solar keratosis	4	0.00 %	0.00 %	0	4	0	0	0	0	0	0	0	0	0	0	0	0	0	0	0	0	
Solar lentigo	1	0.00 %	0.00 %	0	0	1	0	0	0	0	0	0	0	0	0	0	0	0	0	0	0	
<b>Total</b>	<b>66</b>			<b>33</b>	<b>15</b>	<b>2</b>	<b>2</b>	<b>1</b>	<b>0</b>	<b>0</b>	<b>2</b>	<b>4</b>	<b>1</b>	<b>1</b>	<b>2</b>	<b>0</b>	<b>1</b>	<b>1</b>	<b>0</b>	<b>1</b>	<b>0</b>	

\* Provisional Diagnosis Not Given (NG) is not included in this table